



ClassLink Overview

ClassLink can be accessed from the FCS/Cambridge HS website home pages or the FCS Employee Portal. ClassLink provides OneClick single sign-on into web and Windows applications. Apps are added automatically based on our school & the classes we teach. In addition, you can add apps to your Dashboard. These apps may include textbooks, electronic databases, and electronic tools for students like USA TestPrep, Illuminate, and Safari Montage.



Teacher Console Overview

Teacher Console is a new App that allows us to view analytics for our classes and add apps that we want our students to use.

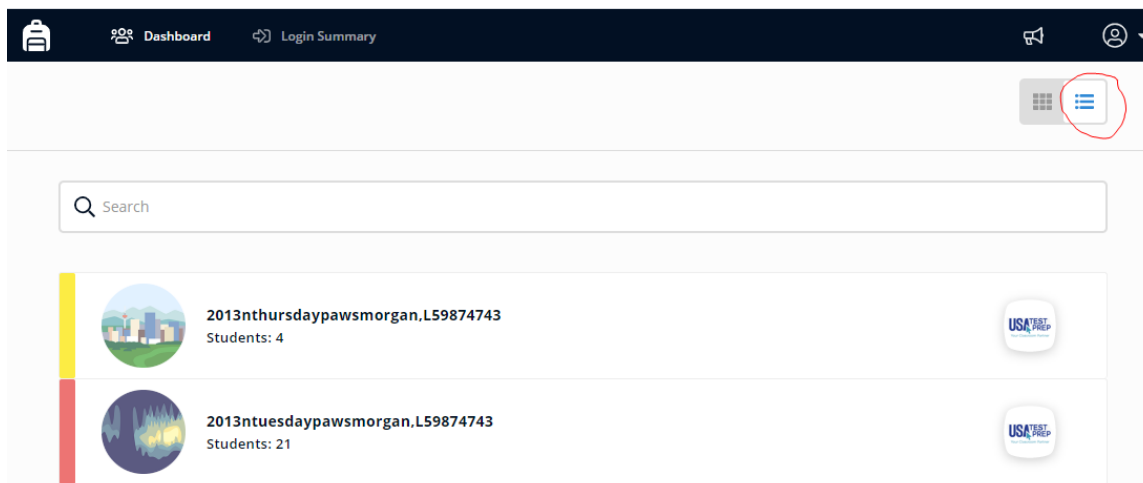


If you do not see Teacher Console when you login to ClassLink, you can add it to your Dashboard by choosing the “+” symbol on the top left.



Teacher Console Dashboard:

When you open the Teacher Console App you will see a Dashboard with your classes. Because the names come from Infinite Campus, the App Icon View is a little hard to read with long confusing names. It is best to choose **List View** on the top right.



When you select one of your classes, there are several things you can do as well as analytics to view for your class.

Teacher Console Analytics

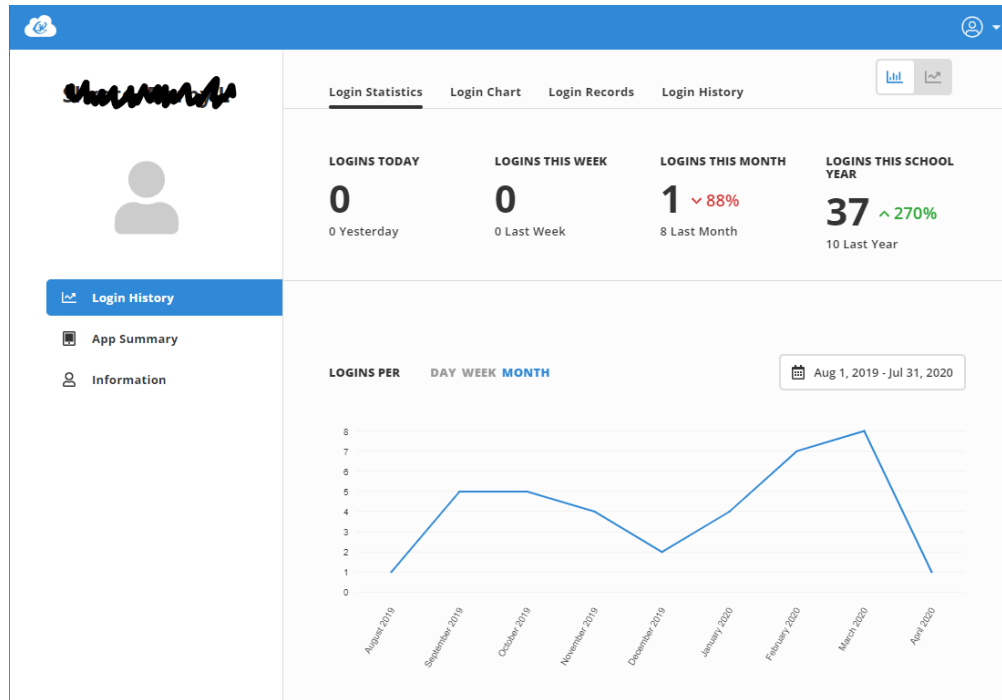
PERIOD	13
STUDENTS	21
ID	2013NTUESDA YPAWS598747 43

- **Megaphone** in the top right allows you to make announcements for your class that they can view when they open their My Backpack App on their ClassLink Dashboard.
- **Backpack icon & Dashboard** in the top left take you back to the list of your classes.
- **Login Summary** on the top bar gives you the percentage of your students who have logged into ClassLink by day for each class.
- **Edit icon** next to the name/picture of your class allows you to change the name of your class and the picture.
- **Announcements** show the list of any announcements you've posted for your class. They will view them in their My Backpack App.
- **App** allows you to add new apps from the Fulton County Schools App Library. You can also add your own app which would direct them to a website URL. These apps will be in your students' My Backpack App. NOT their regular dashboard.
- **Student** shows a list of the students in your class and allows you to see analytics for each one. Select the Chart icon for these analytics.



NAME	QUICKCARD	ROLE	EMAIL
<input type="text"/>		<input type="text" value="Select"/>	<input type="text"/>
		student	

- The **Analytics** provides information about how many times the student has logged in to ClassLink, how much time they spent, and which Apps were used. This will be their summary for ClassLink, not necessarily specifically for your class, unless you have an App specific to your class.



- **Logins & Time in App** give you a quick look at your class to see who logged in for specific days and how long they spent in ClassLink.

Additional Training

If you would like additional training on ClassLink, you can access their training through a folder/app in your Classlink Dashboard.

